

# CLINICAL INFORMATICS



Saint Thomas  
Health

Improving healthcare  
through technology.

## Initiating vs. Planning a PowerPlan

### PowerPlan Execution

Once orders have been selected within a PowerPlan, 2 possible sequences available to the provider: **Initiate or Sign.**


1. Click **Initiate Now.**

If the patient is or has been admitted to the hospital, and the orders may be carried out immediately. (*This is a 3-step process.*)

Plan for Later 

2. Click **Orders For Signature.** (Review the orders.)

 Initiate Now




3. Click **Sign.**



This completes the ordering and initiation process.

**Note:** Orders will display as **Initiated** in the **view pane** in CERNER



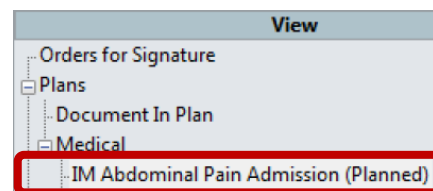
### Future Orders

1. Click **Plan for Later then Sign** if the orders are to be done in the future within the next 30 days.

The patient is coming in for a procedure, treatment, or surgery for example. Orders will display as **Planned** in the **view pane** in CERNER.



**Note:** The PowerPlan name is not in bold. *These patients will have planned admissions in the future.*



### Plan Initiation:

The patient reaches the specific level of their care (the patient has been admitted, and is ready for their procedure, treatment or surgery).

- ✓ **Planned** orders are *initiated* at the proper time by the **provider**, or the **nurse at the provider's direction or area protocol.**

(The patient is bedded or in a procedure, treatment or pre/post-surgical area).

